

ROLLSROLLER®





PREMIUM 605/170p

KEY FEATURES

- The original Flatbed Applicator
- Wide range of options
- Superior quality

ROLLSROLLER Premium is the origin of Flatbed Applicators and a benchmark for this technology. Premium is our best seller, made to meet the needs of high volume industrial production. Premium equipped with side trays for rolls of banner media, which makes it ideal for flex-face sign applicati

MODEL NAME	ROLLSROLLER® 605/170P
Model type	Premium
Bed length	6050 mm / 19ft. 5 in.
Bed width	1700 mm / 5ft. 7in.
Length of working area	5650 mm / 18ft. 6in.
Width of working area/roller width	1630 mm / 64in.
Overall width incl. Glide beam	1980 mm / 6ft. 6in.
Overall height incl. Glide beam	1500 mm / 4ft. 11in.
Max. thickness of substrate	60 mm / 2 2/5in.
Work height flatbed	875 mm / 2ft. 10in.
Bed surface	Glass + Cutting mat
Illuminated bed	yes
Power Supply (if illuminated)	230V/50Hz (10A) / 120V/60Hz (15A)
Roll holder for Glide Beam	yes
Roll holder for bed end	yes
Side trays	yes
Wheels	6
Required air pressure	6 -8 bar / 87-116 psi
Stop static kit, cord and magnet	yes
ROLLSROLLER Scissor	yes
Weight	850 kg / 1874 lb
Packing weight, Pallet	470 kg / 1036 lb
Packing weight, Pallet + Crates	660 kg / 1455 lb
Packing weight, Pallet + Box	1080 kg / 2380 lb
Packing dimension	6150 x 2000 x 1800 mm / 20ft 2in. X 6ft. 7in. X 5ft. 11in.
Warranty	2 years
Owner's Manual (Bruksanvisning i Original)	Yes (da, de, en, es, fr, sv)



ROLLSROLLER®
FLATBED APPLICATOR

info@rollsroller.se
rollsroller.se
+46 54 770 70 10